



Climate Change Truth And The Path Forward

Tom Moser

The Right Climate Stuff

February 24, 2023

WE HAVE PROBLEM !

- **WE ARE NOT EFFECTIVELY COMMUNICATING THE TRUTH ABOUT CLIMATE CHANGE.**
- **THE GENERAL PUBLIC DOES NOT UNDERSTAND THE DETRIMENTAL IMPACT OF ARTIFICIALLY REDUCING CO2.**
- **POLITICAL CONSERVATIVES THAT BELIEVE IT'S A HOAX WILL RARELY CHALLENGE THE PROGRESSIVES, AND WILL NOT "TOUCH THE THIRD RAIL"**
- **LET'S SOLVE THE PROBLEM – BEGINNING TODAY.**

MY INTEREST IN CLIMATE CHANGE

- **“GLOBAL WARMING”**: “THE ISSUE” IN LATE 1980’S.
- **NASA CHIEF SCIENTIST**: ARCTIC ICE CORE DATA PROVED **AGW** to be a **HOAX**.
- **LEIGHTON STEWARD**, AUTHOR OF “FIRE, ICE AND PARADISE” → **AGW** a **HOAX**.
- CREATED **“THE RIGHT CLIMATE STUFF”** IN 2011 AT A GATHERING OF RETIRED NASA COLLEAGUES.

“The Right Climate Stuff”

(Former NASA Engineers & Scientists)

- **Over 12 Years Of Extensive Climate Study.**
- **A Team Whose Motto Is; “In God We Trust”, All Others Bring Data!”**
- **Physicist's, Chemists, Engineers, Astrophysicists, Mathematicians, Geologists and Meteorologist's; Many PhD's, An Unusually Objective, Interdisciplinary Team.**
- **Retired, So Not Beholding To NASA or The Administration.**
- **All Non-Paid Volunteers & Not Working For “Big Oil”, Big Anything.**
- **Willing To Risk Impeccable Reputations.**
- **Non-Political.**
- **A Team That Invites Input From Experts On All Sides Of The Issues.**

PRESENTATION RESULTS

- **About 1,000 people**
- **Most skeptical of alarmist message**
- **“Truth Talk” reinforced their position**
- **Few challenges to climate facts**
- **Created many new messengers of the Truth.**
- **Armed with copies of presentation**

Typical Response

“Enjoyed your talk at Rotary. As a Mechanical and Chemical Engineer and avocational archeologist, I have always been suspicious of the emotional claims of global warning being caused by humans.”

Christopher Monckton, 2/2/23

“How, then, are those of us with a scientific interest in the objective **truth going to make ourselves heard, given the relentless propaganda?”**

Christopher Monckton, 2/2/23

“One answer is that it will be necessary for us to **refine and simplify our scientific and economic arguments** (but without loss of rigour) to the point where as many **ordinary people** as possible (and even a few politicians, but don't hold your breath) **will be able to understand** our arguments.”

Why Understand the Truth

- **The most important bodies in our universe are the Sun and Earth**
- **The most important things on the Earth are Humans/Animals/Plants**
- **Human flourishing requires Reliable, Cost Effective Energy.**



Fossil Fuels

Why Understand the Truth

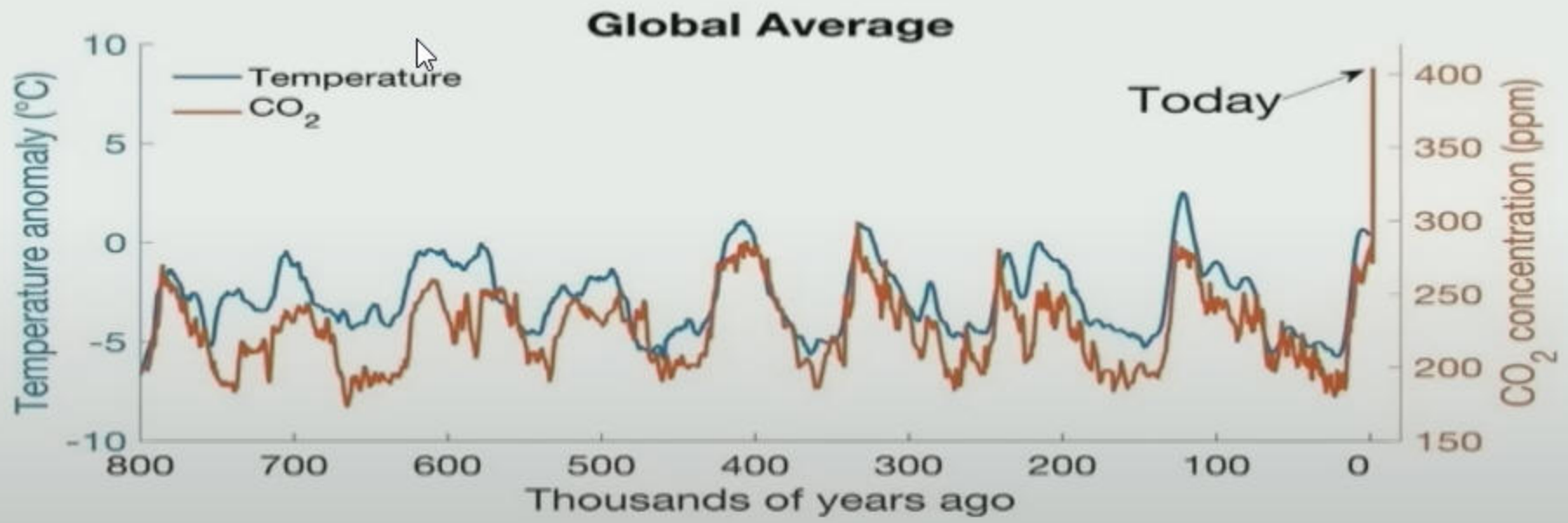
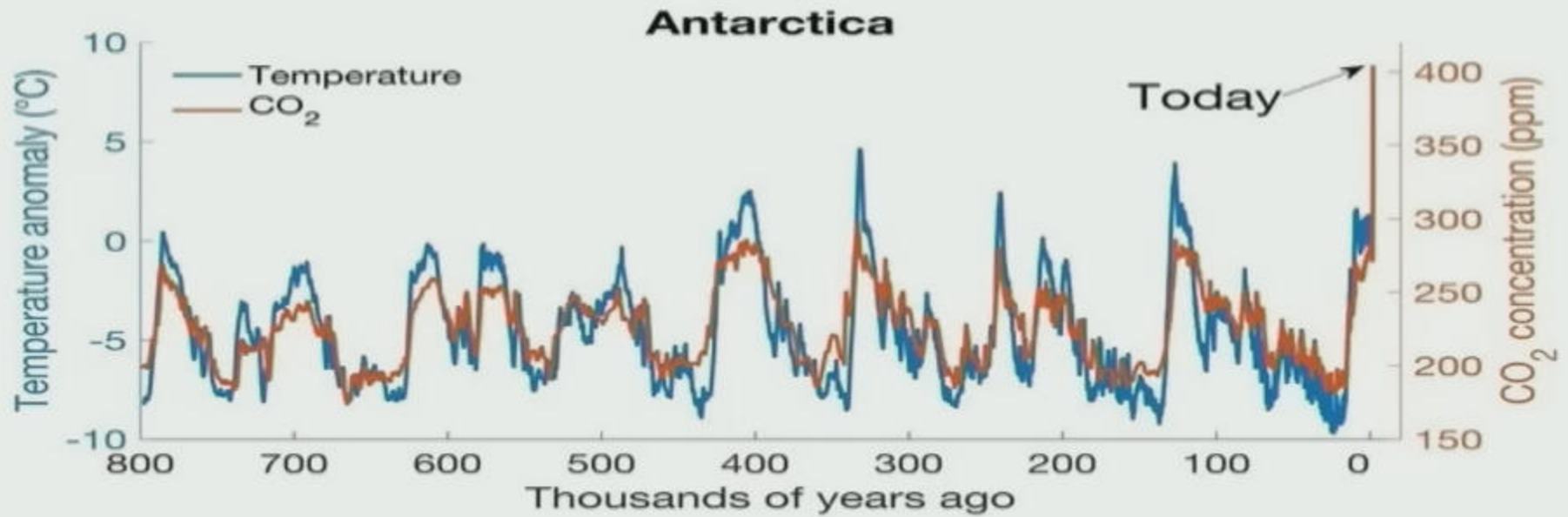
- **Demonizing CO2 and fossil fuels**
 - **Impoverishes humanity**
 - **Has no impact on climate**
 - **Negatively impacts the economy**
 - **Threatens national defense**
 - **Reduces plant production**
- **There is no Climate Crisis**

**The Message That I
Have Delivered**

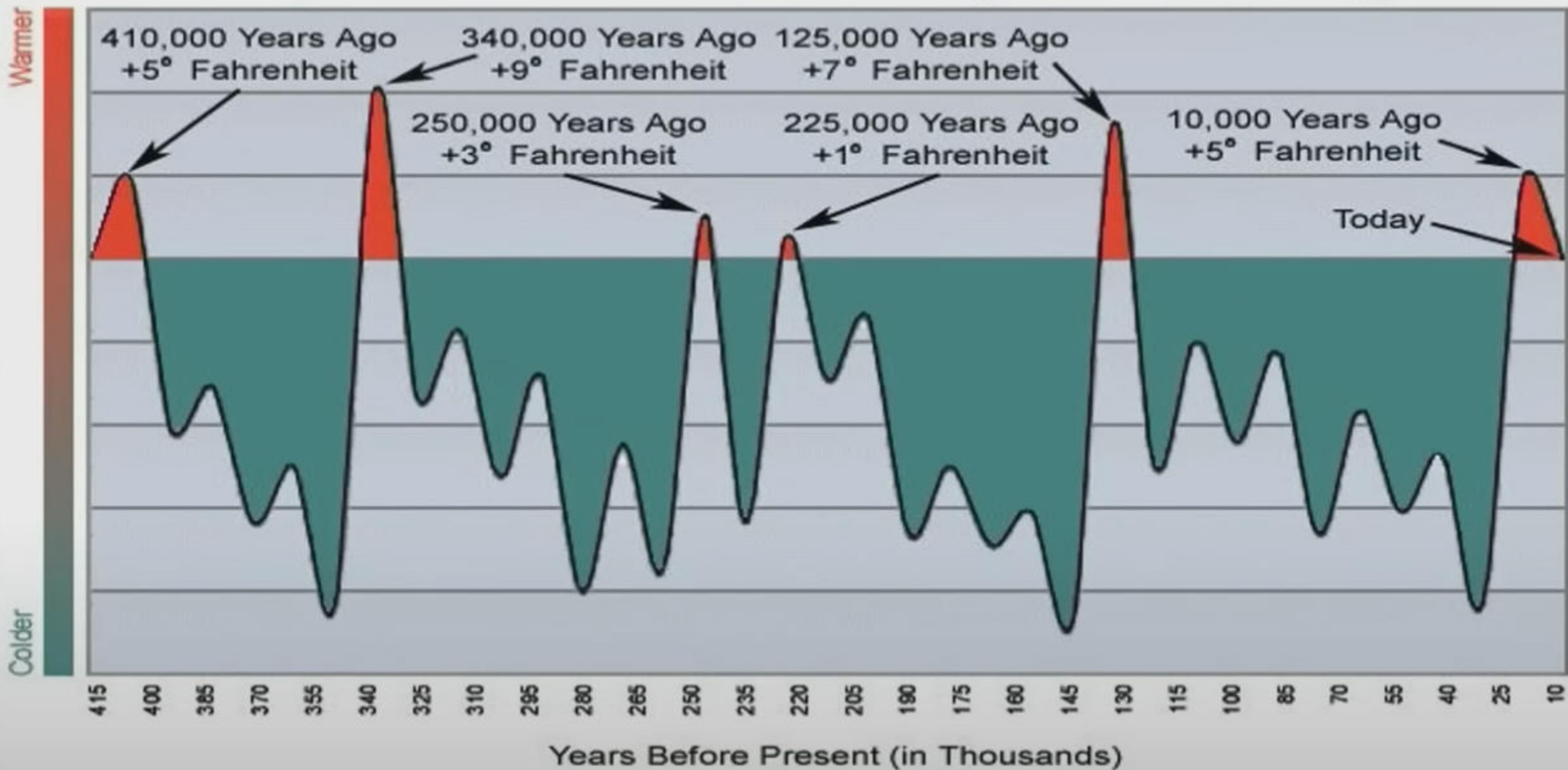
TRUTHS ABOUT CLIMATE CHANGE

- **Global Temperature & CO2 levels cycle!**
- **Temp. Changes are Caused Primarily by the Sun!**

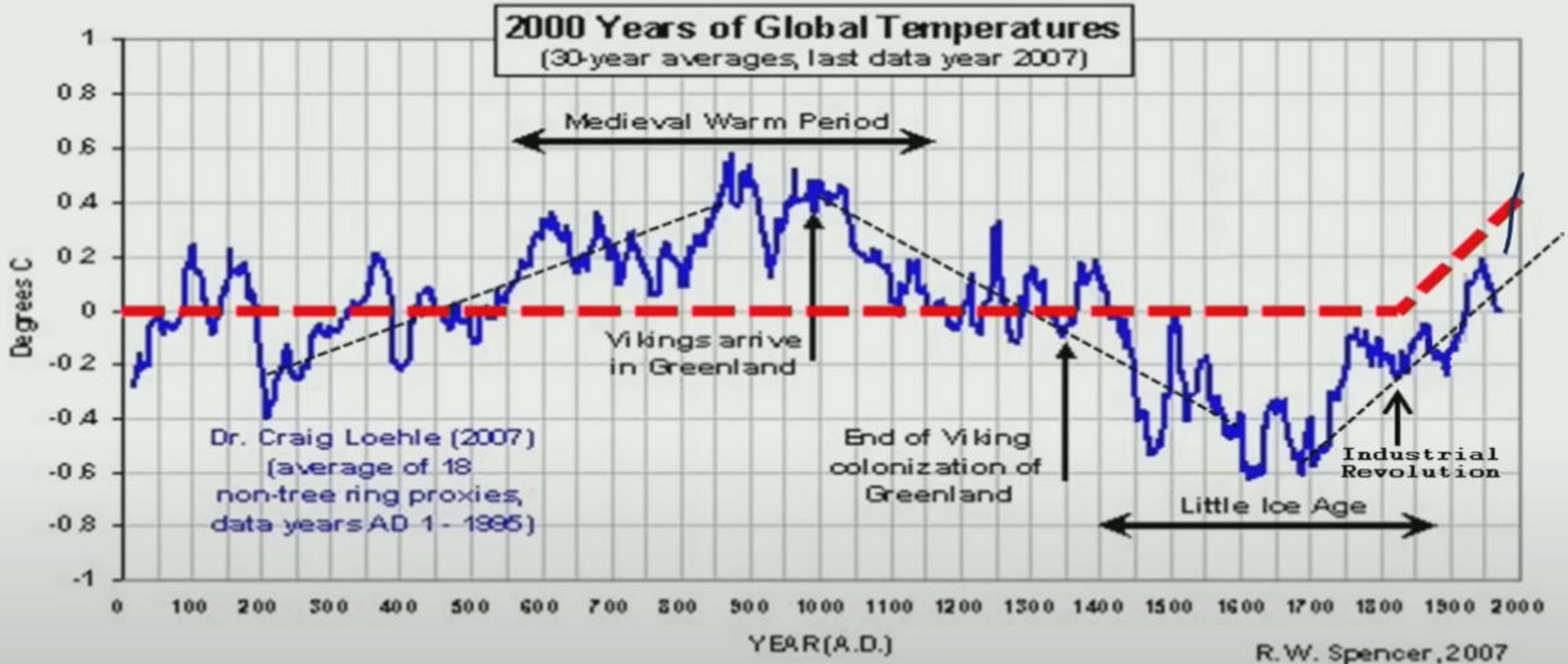
ICE CORE DATA



415,000 Years of Global Temperature Change



LAST 2000 YEARS



Modified after Loehle & McCulloch (2008)

TRUTHS ABOUT CLIMATE CHANGE

- **Global Temperature & CO2 levels cycle!**
- **Temp. Changes are Caused Primarily by the Sun!**
- **Mother Nature is in control, not Humans!**
- **The amount of human produced CO2 in the atmosphere is extremely small!**
- **“97% scientist consensus” that humans control climate is NOT true!**
- **Weather extremes are not increasing!**



Factors of Global Temperature

SUN'S HEAT

SUN'S MAGNETISM

EARTH'S TILT

EARTH'S WOBBLE

VOLCANISM

METHANE

OZONE

ATMOSPHERIC CIRCULATION

COSMIC RAYS

OCEAN CURRENTS

ORBITAL ECCENTRICITY

ELEVATION OF LAND MASSES

WATER VAPOR

CARBON DIOXIDE

FAUNA AND FLORA

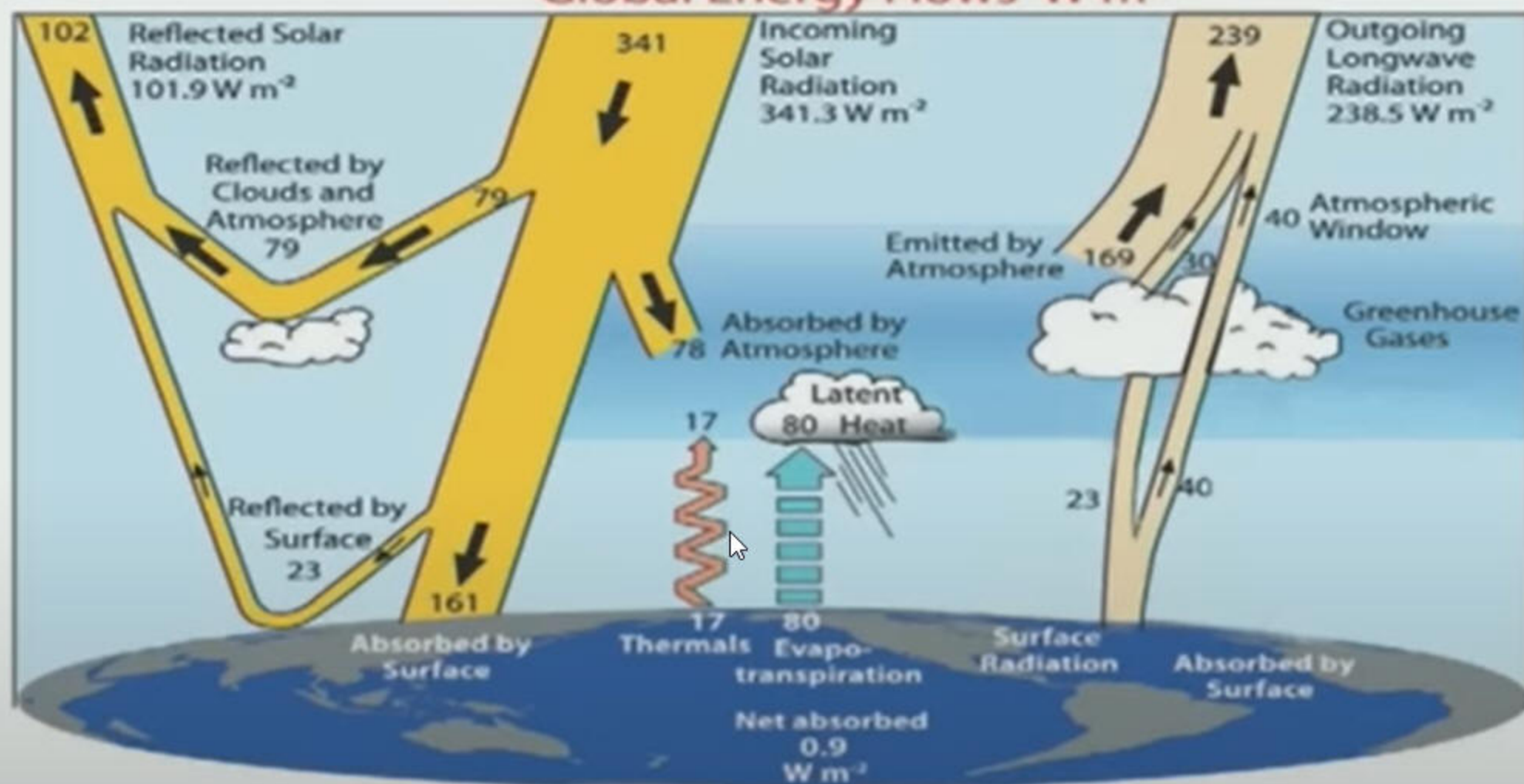
NITROUS OXIDE

AEROSOLS

ELEMENTS of GLOBAL TEMPERATURE

TRCS

Global Energy Flows $W m^{-2}$

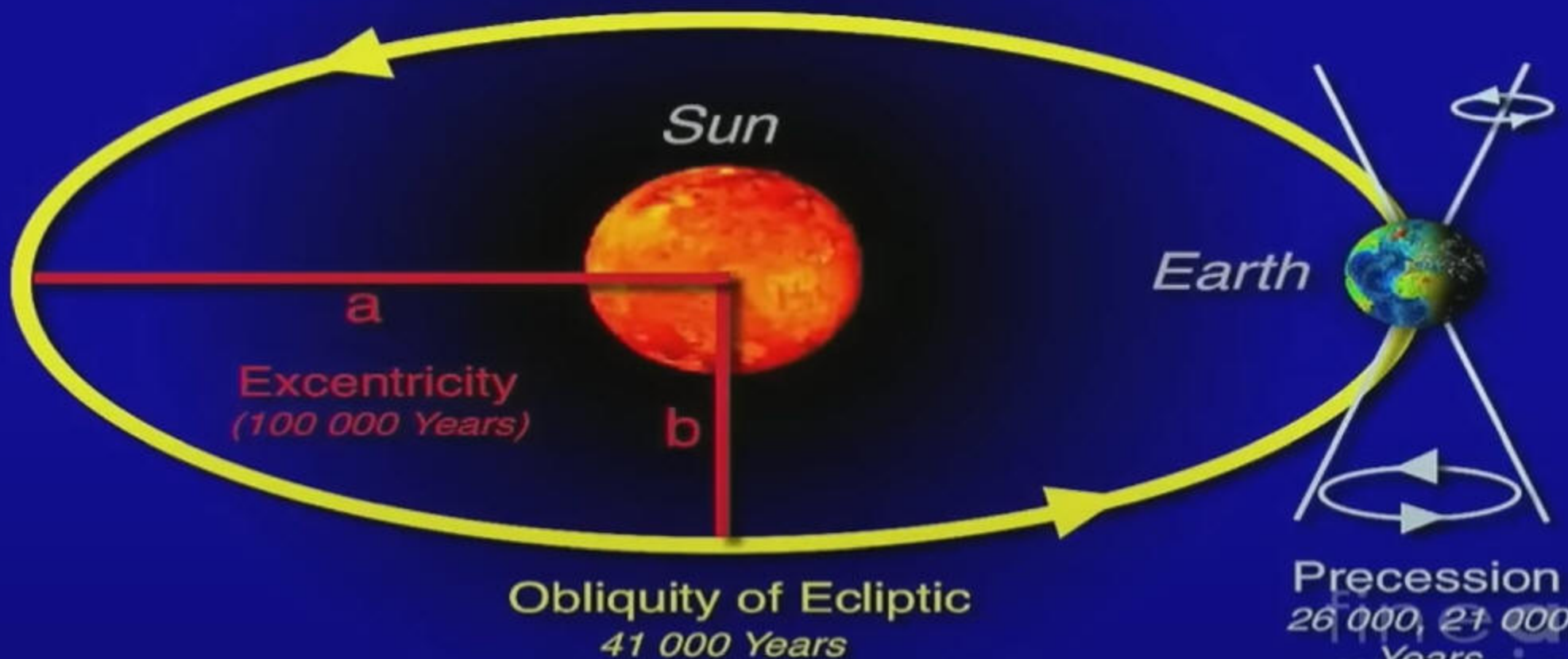


CYCLICAL VARIATION OF SOLAR ENERGY ENTERING THE EARTH'S ATMOSPHERE

- **Solar activities.**
- **Proximity of the earth to the sun.**
 - **Elliptical orbit of the earth around the sun.**
- **Orientation of the earth to the sun.**
 - **The precession and wobble of the earth's rotation.**

ENERGY FROM THE SUN IS CYCLICAL

Milankovitch Cycles

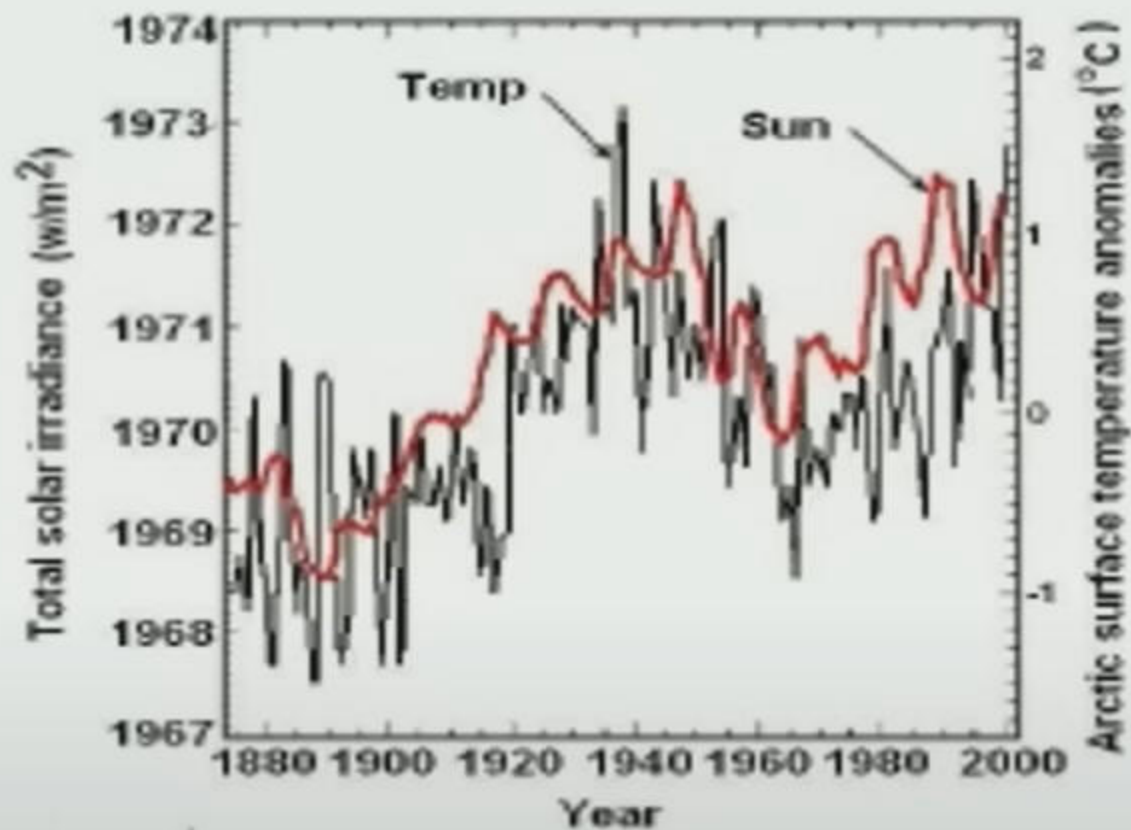


TRUTHS ABOUT CLIMATE CHANGE

- **Global Temperature & CO2 levels cycle!**
- **Temp. Changes are Caused Primarily by the Sun!**
- **Mother Nature is in control, not Humans!**
- **The amount of human produced CO2 in the atmosphere is extremely small!**
- **“97% scientist consensus” that humans control climate is NOT true!**
- **Weather extremes are not increasing!**
- **CO2 is safe, good and is not a pollutant!**

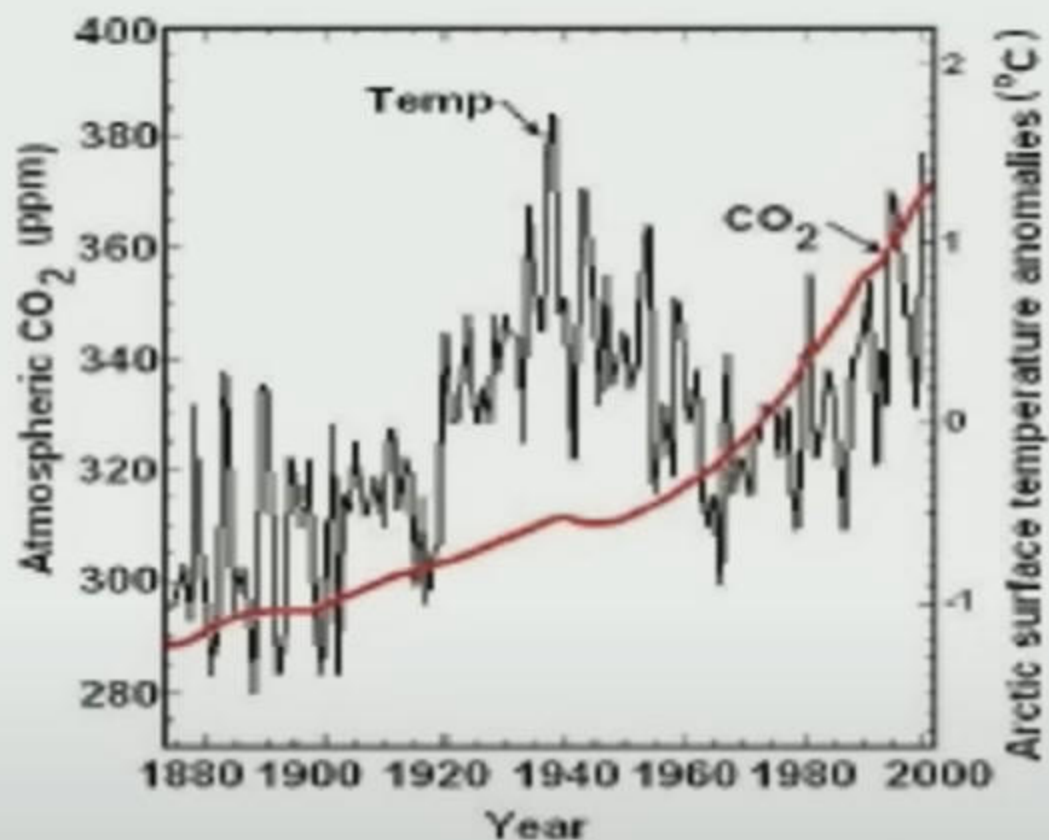
TEMPERATURE CORRELATES WITH WHAT?

Solar Irradiance and temperature



SOLAR ACTIVITY

CO2 and temperature



CO2 LEVEL

Modified from Soon, 2004

TRUTHS ABOUT CLIMATE CHANGE

- **Global Temperature & CO2 levels cycle!**
- **Temp. Changes are Caused Primarily by the Sun!**
- **Mother Nature is in control, not Humans!**
- **The amount of human produced CO2 in the atmosphere is extremely small!**
- **“97% scientist consensus” that humans control climate is NOT true!**
- **Weather extremes are not increasing!**
- **CO2 is safe, good and is not a pollutant!**

GREENHOUSE GASES

(Dr. Wallace Broecker, Columbia University)

Atmosphere Components	% of Greenhouse (Wt.)	% Natural	% Man-made
Water vapor	95%	95%	0.001 %
Carbon Dioxide (CO₂)	3.6 %	3.5 %	0.12 %
Methane (CH ₄)	0.4 %	0.3 %	0.07 %
Nitrous Oxide (N ₂ O)	0.9 %	0.9 %	0.05 %
Misc. gases (CFC's, etc.)	0.07%	0.02%	0.05 %
Total	100 %	99.7 %	0.3 %

WATER VAPOR IS EARTH'S PREDOMINANT GREENHOUSE GAS MAN-MADE CARBON DIOXIDE HAS NEGLIGIBLE IMPACT ON EARTH'S TEMPERATURE

THE 10,000 SYMBOLS (DROPLETS AND DOTS) REPRESENT THE PROPORTIONAL PRESENCE OF ALL GASES IN EARTH'S GREENHOUSE ENVELOPE



DATA SOURCE: http://www.geocraft.com/WV/Fossils/greenhouse_data.html

- 💧 WATER VAPOR...9500 GREEN DROPLETS **95%***
 - NATURALLY OCCURRING CO₂...348 GRAY DOTS **3.48%***
 - MAN MADE CO₂...12 BLACK DOTS **0.12%***
 - NITROUS OXIDE, METHANE, MISC... 140 YELLOW DOTS **1.4%***
- *PERCENTAGE OF EARTH'S TOTAL GREENHOUSE ENVELOPE**

**MAN MADE
CO₂**

NATURALLY OCCURRING WATER VAPOR IS EARTH'S PREDOMINANT GREENHOUSE GAS, BENEFICIALLY RETAINING THE SUN'S RADIANT HEAT SO THAT PLANT, ANIMAL, AND HUMAN LIFE CAN FLOURISH. WITHOUT WATER VAPOR, OUR EARTH WOULD FREEZE OVER, MAKING PLANET EARTH UNINHABITABLE.

CARBON DIOXIDE PLAYS A SMALL ROLE IN RETAINING THE SUN'S HEAT. 96.6% OF ATMOSPHERIC CO₂ IS PRODUCED BY NATURE AS REPRESENTED BY THE 348 GRAY DOTS. MAN'S ADDITION TO THE TOTAL AMOUNT OF CO₂ IS NEGLIGIBLE, AS REPRESENTED BY THE 12 BLACK DOTS.

THE GOAL OF GLOBAL WARMING ALARMISTS IS TO REDUCE CO₂ EMISSIONS SO THAT OVER DECADES OF TIME THESE 12 DOTS MIGHT BE DECREASED TO PERHAPS 8 OR 9 DOTS.

REDUCING MAN MADE CO₂ WILL HAVE NO MEASURABLE EFFECT ON EARTH'S TEMPERATURE READINGS.

VOLCANIC EFFECTS ON CO2

The volcano Mt Pinatubo erupted in the Philippines in 1991. It spewed out more greenhouse gases into the atmosphere in one year than the entire human race had emitted in all its years on earth.

(Source: Dr. Ian Rutherford Plimer Australian professor emeritus of earth sciences, University of Melbourne)

Contribution to Greenhouse Effect

Methane 4.4%

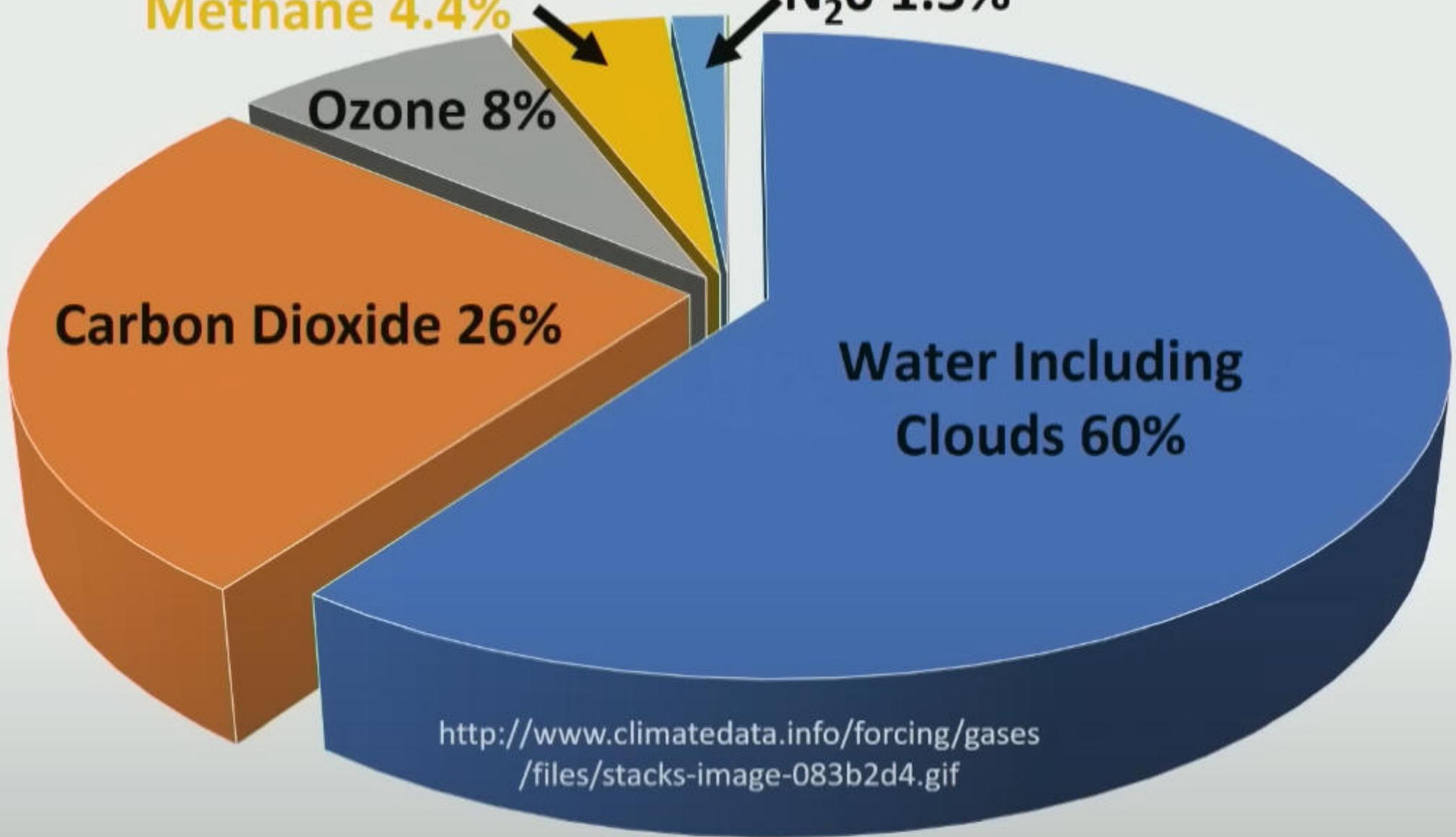
N₂O 1.5%

Ozone 8%

Carbon Dioxide 26%

**Water Including
Clouds 60%**

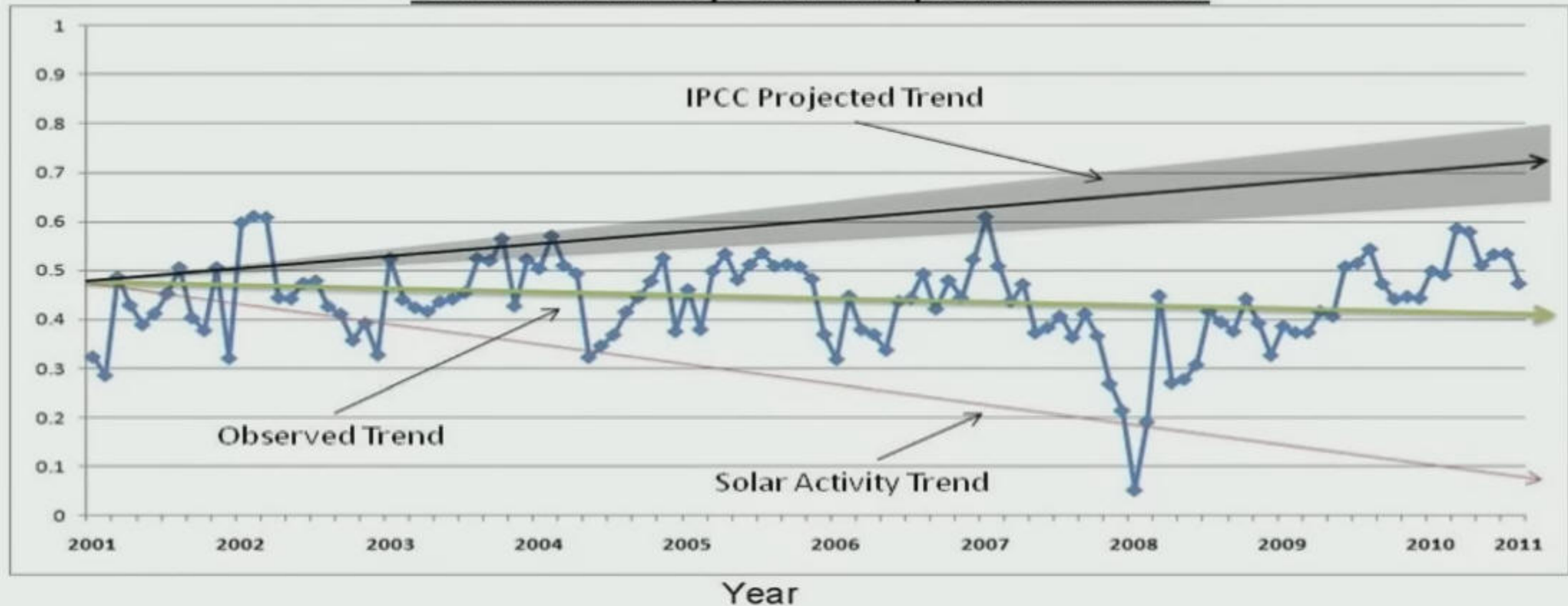
<http://www.climatedata.info/forcing/gases/files/stacks-image-083b2d4.gif>



TRUTHS ABOUT CLIMATE CHANGE

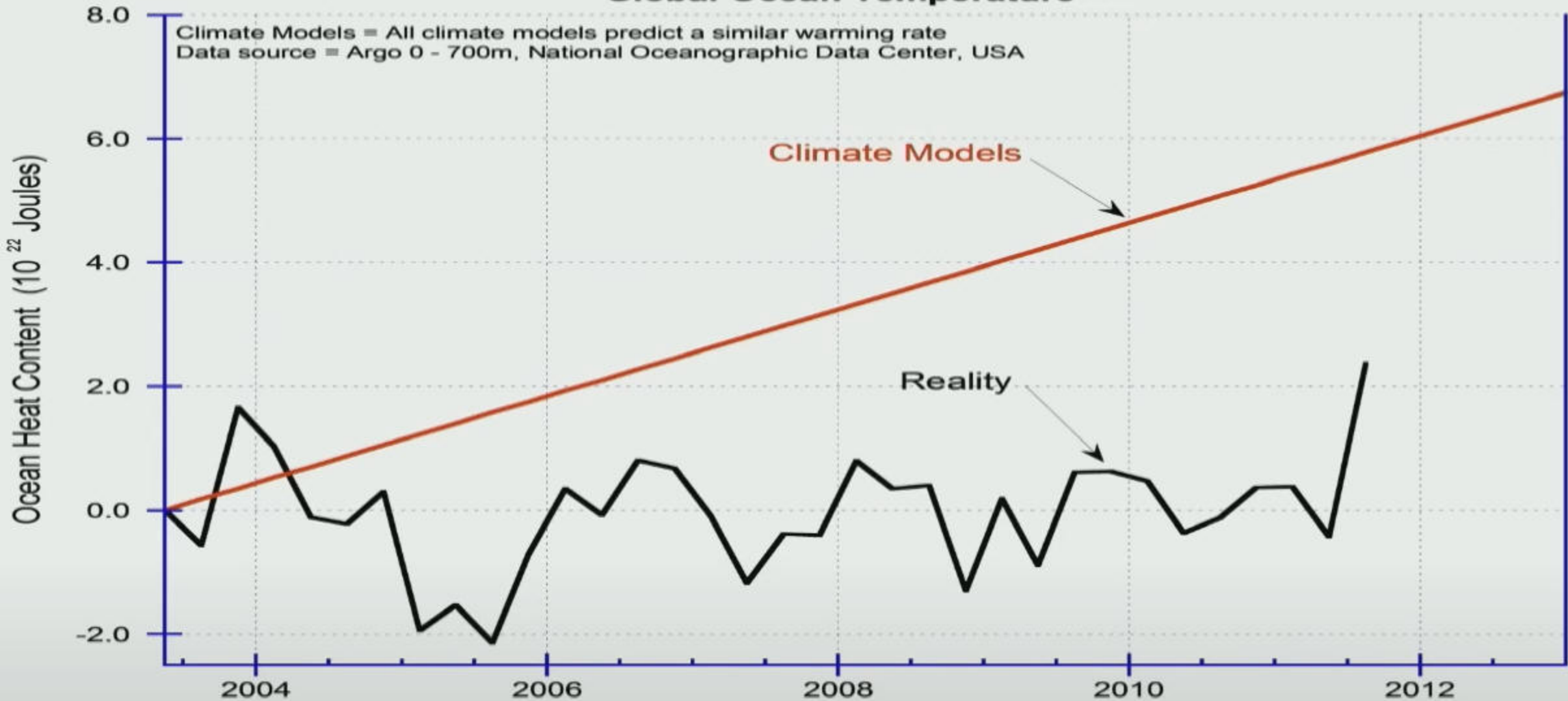
- **Global Temperature & CO2 levels cycle!**
- **Temp. Changes are Caused Primarily by the Sun!**
- **Mother Nature is in control, not Humans!**
- **The amount of human produced CO2 in the atmosphere is extremely small!**
- **“97% scientist consensus” that humans control climate is NOT true!**
- **Weather extremes are not increasing!**
- **CO2 is safe, good and is not a pollutant!**

Observed & Projected Temperature Trends



Global average surface temperature anomalies January 2001 through May 2009; observed (CRUT3) and projected (IPCC A1B). This clearly demonstrates the inability of the IPCC modelers to accurately project temperatures one decade in advance much less to the end of the century. The modelers respond that some natural phenomena is temporarily overpowering CO2's influence. Temporarily? The phenomena are a well documented, recurring shift in a Pacific Ocean current and a very low level of sunspot and magnetic activity⁸⁸ within the sun, neither of which are unprecedented

Climate Models vs Argo Data Global Ocean Temperature



The ocean temperature has been basically flat since we started measuring it properly with 3,300 ocean buoys and NOT warming quickly as climate models predict.

PREDICTING CLIMATE

1971 Global cooling → Ice Age by 2000

- **Climate predictions mostly wrong**
- **Predictions are not absolute truth**

“97% OF SCIENTISTS AGREE” IS 100% INCORRECT

0.3% consensus, not 97.1%

“The scientific consensus that human activity is very likely causing most of the current GW (global warming)” – Cook et al (2013)

11,944 abstracts (1991-2011) reviewed	100%
7,930 were arbitrarily excluded for expressing <u>no opinion</u>	66.4%
3,896 were marked as agreeing we cause <u>some</u> warming	32.6%
64 were marked as stating we caused most of the warming	0.5%
41 actually stated we caused most warming since 1950	0.3%
0 were marked as endorsing man-made catastrophe	0.0%

TRUTHS ABOUT CLIMATE CHANGE

- **Global Temperature & CO2 levels cycle!**
- **Temp. Changes are Caused Primarily by the Sun!**
- **Mother Nature is in control, not Humans!**
- **The amount of human produced CO2 in the atmosphere is extremely small!**
- **“97% scientist consensus” that humans control climate is NOT true!**
- **Weather extremes are not increasing!**

WEATHER EXTREMES

Is Increased CO2 Causing Extreme Weather?

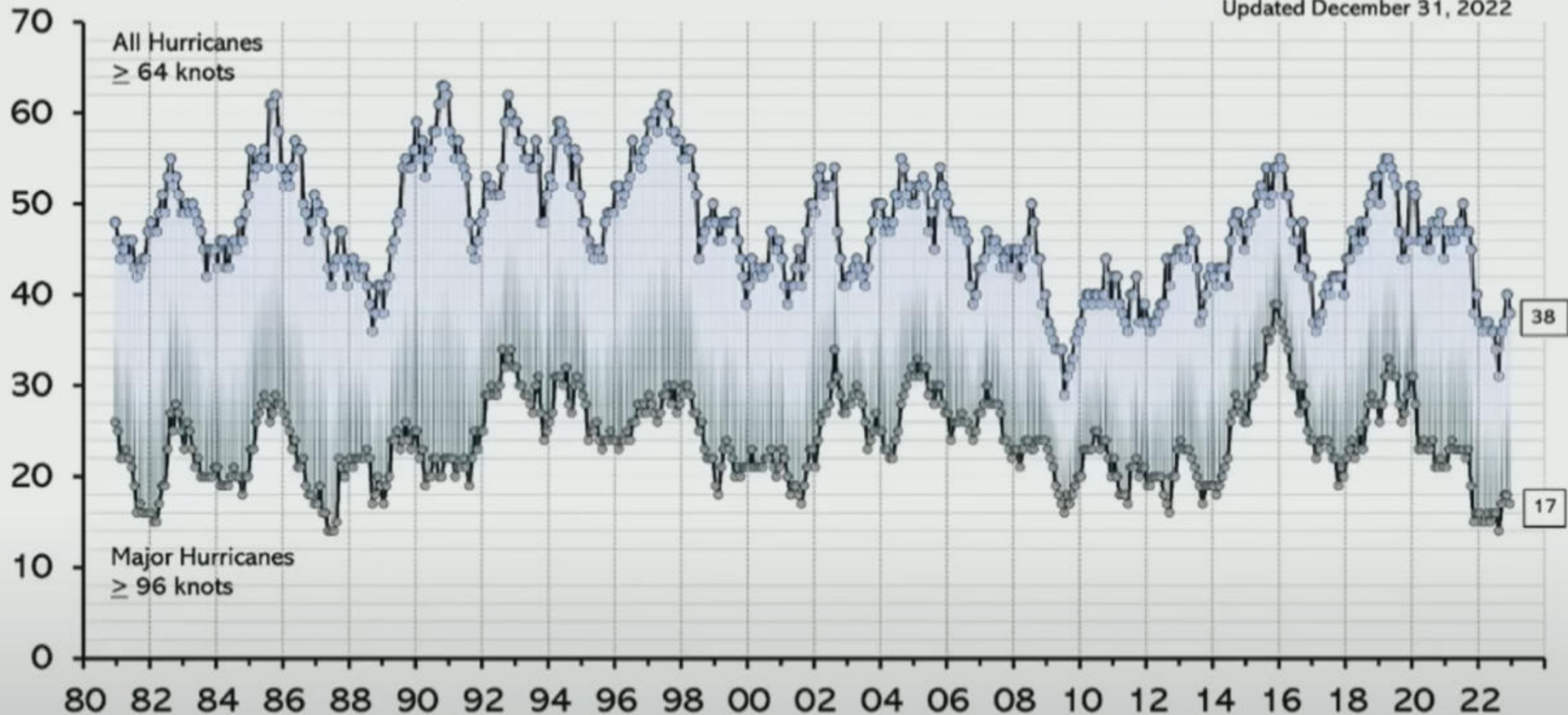
- **Major Hurricanes**
- **Violent Tornadoes**
- **Floods**
- **Droughts**
- **Wildfires**

Let's Look at the data!

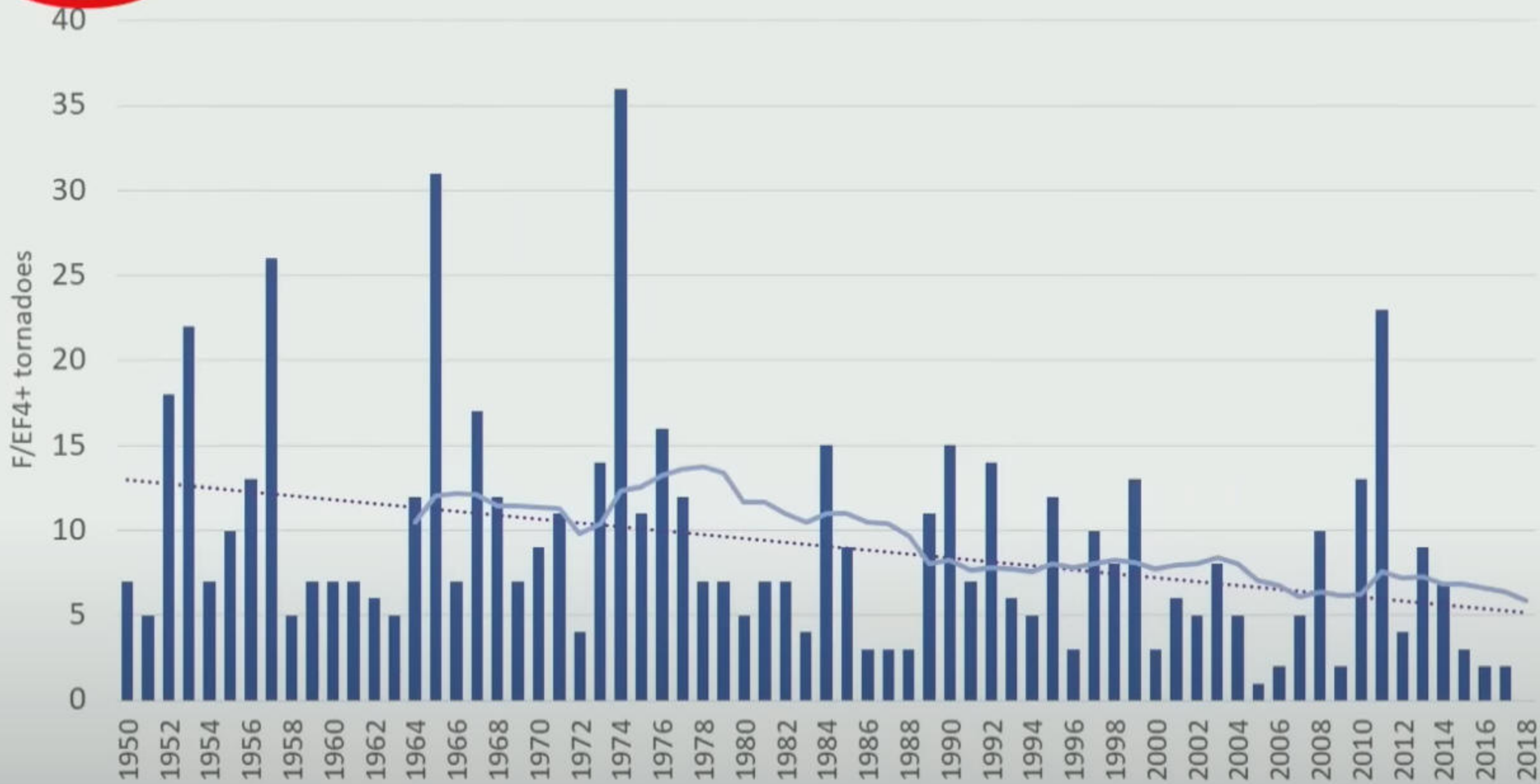
Global Major Hurricane Frequency -- 12 month running sums

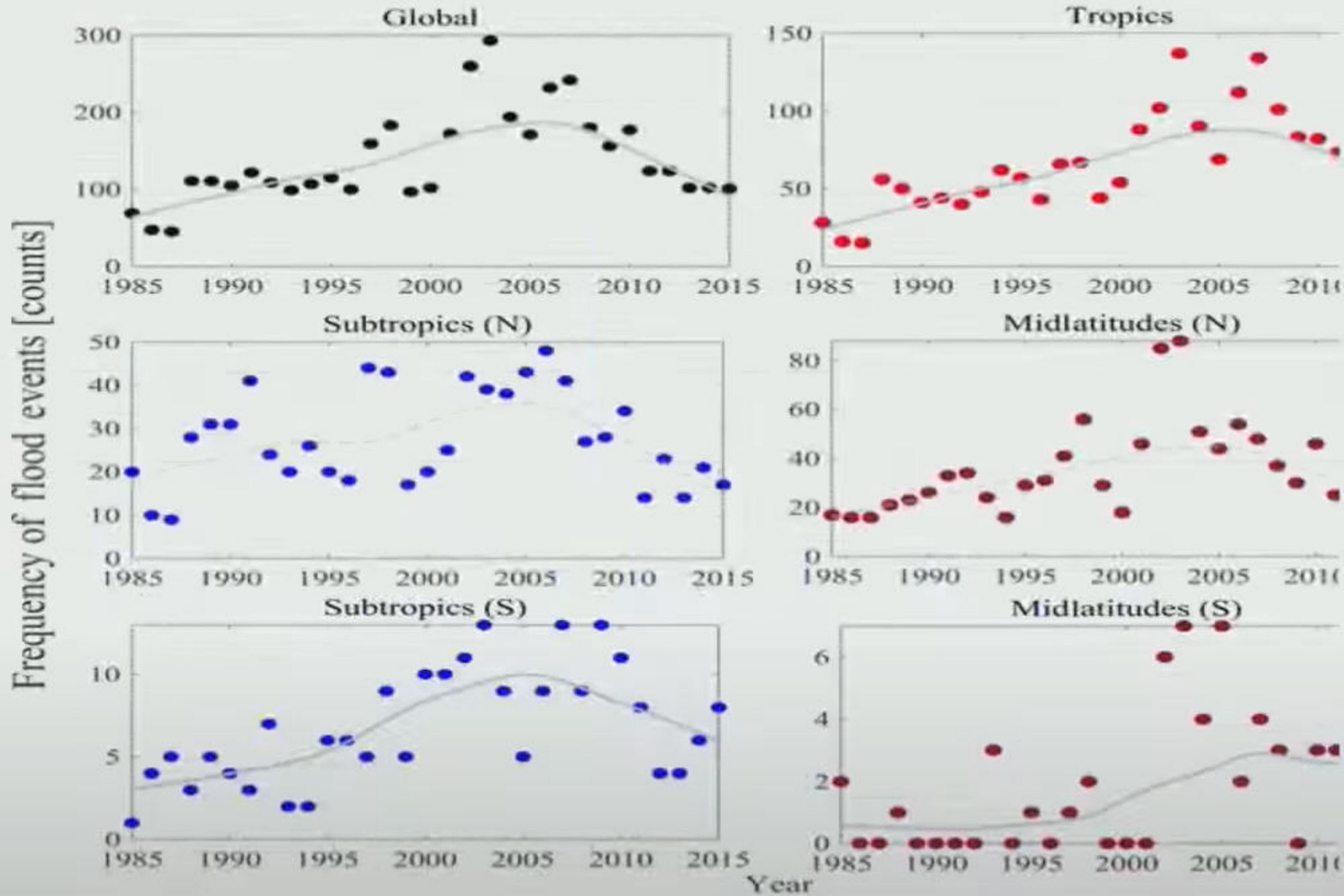
@RyanMaue

Updated December 31, 2022

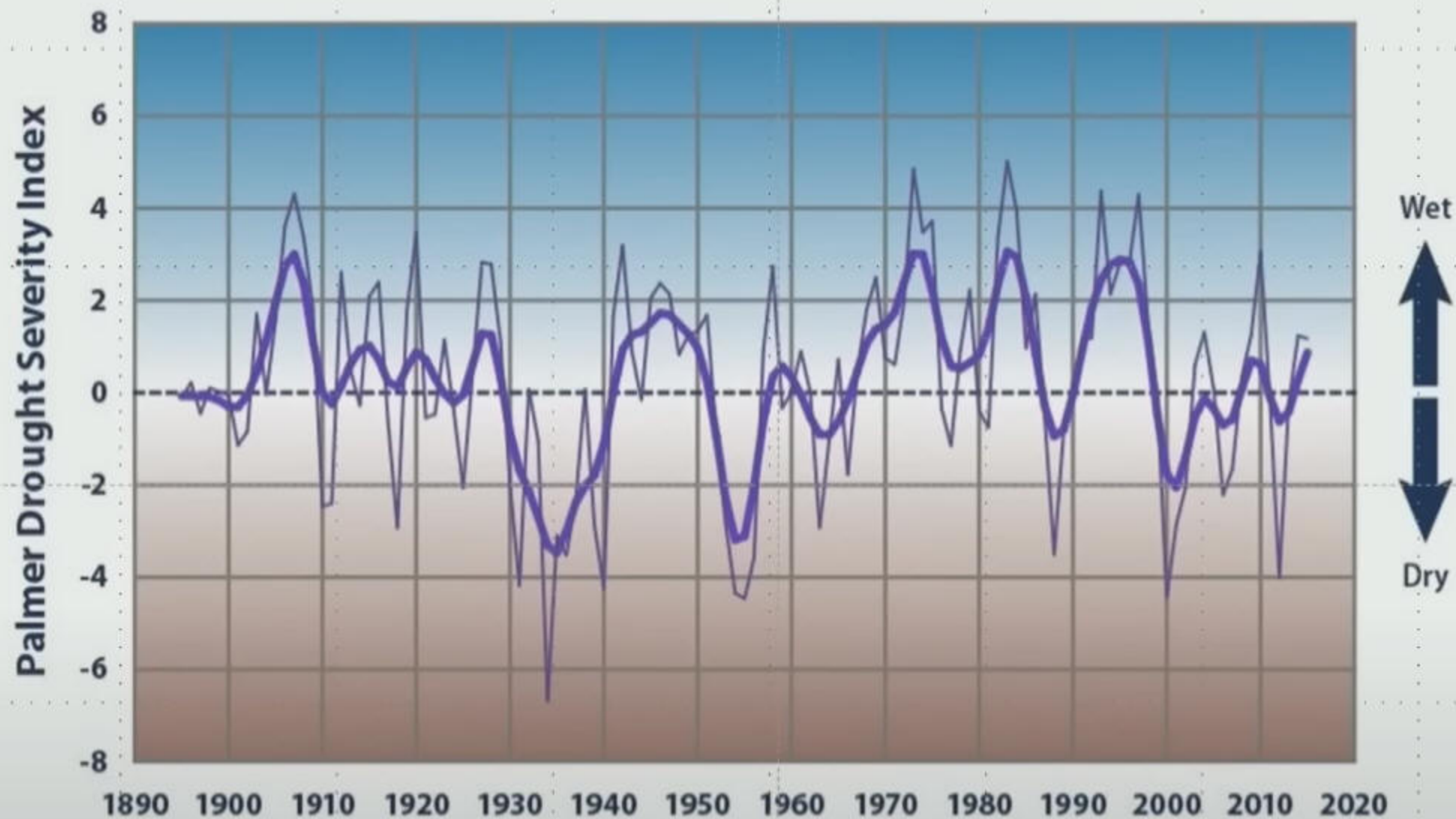


Violent tornadoes in the United States since 1950



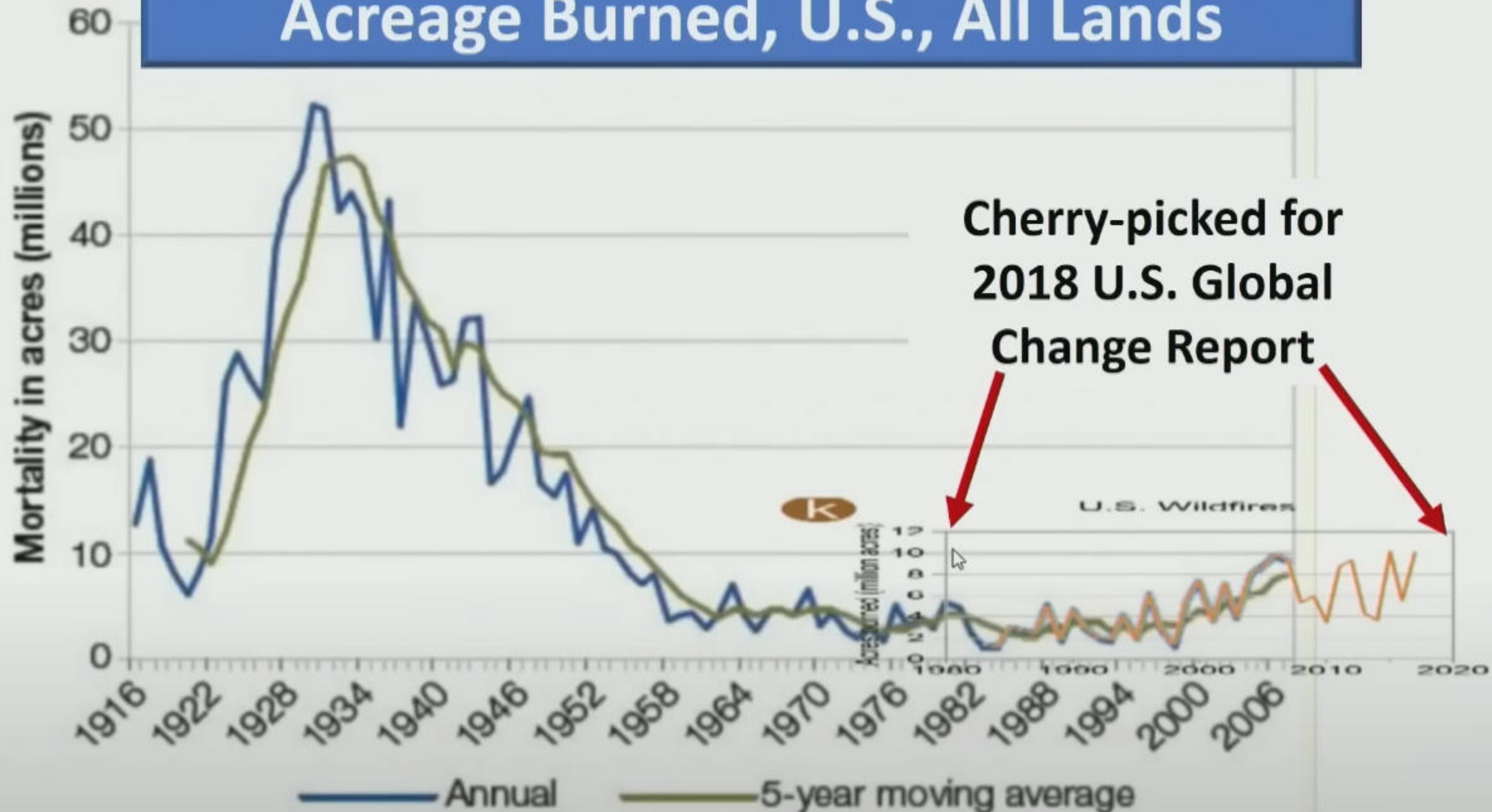


Via EPA, no long-term trends in US* drought



*Contiguous 48 States

Acres Burned, U.S., All Lands



Source: USDA Forest Service, Forest Health Protection

TRUTHS ABOUT CLIMATE CHANGE

- **Global Temperature & CO2 levels cycle!**
- **Temp. Changes are Caused Primarily by the Sun!**
- **Mother Nature is in control, not Humans!**
- **The amount of human produced CO2 in the atmosphere is extremely small!**
- **“97% scientist consensus” that humans control climate is NOT true!**
- **Weather extremes are not increasing!**
- **CO2 is safe, good and is not a pollutant!**



Dr. Sherwood Idso, Research Physicist with the U.S. Department of Agriculture's Research service at the U.S. Water Conservation Service laboratory in Phoenix, Arizona, holding ambient and CO₂ enrichment signs above Eldarica Pines. Imagine Earth's forests in a CO₂ enriched future.

THE EFFECT OF DOUBLING CO2

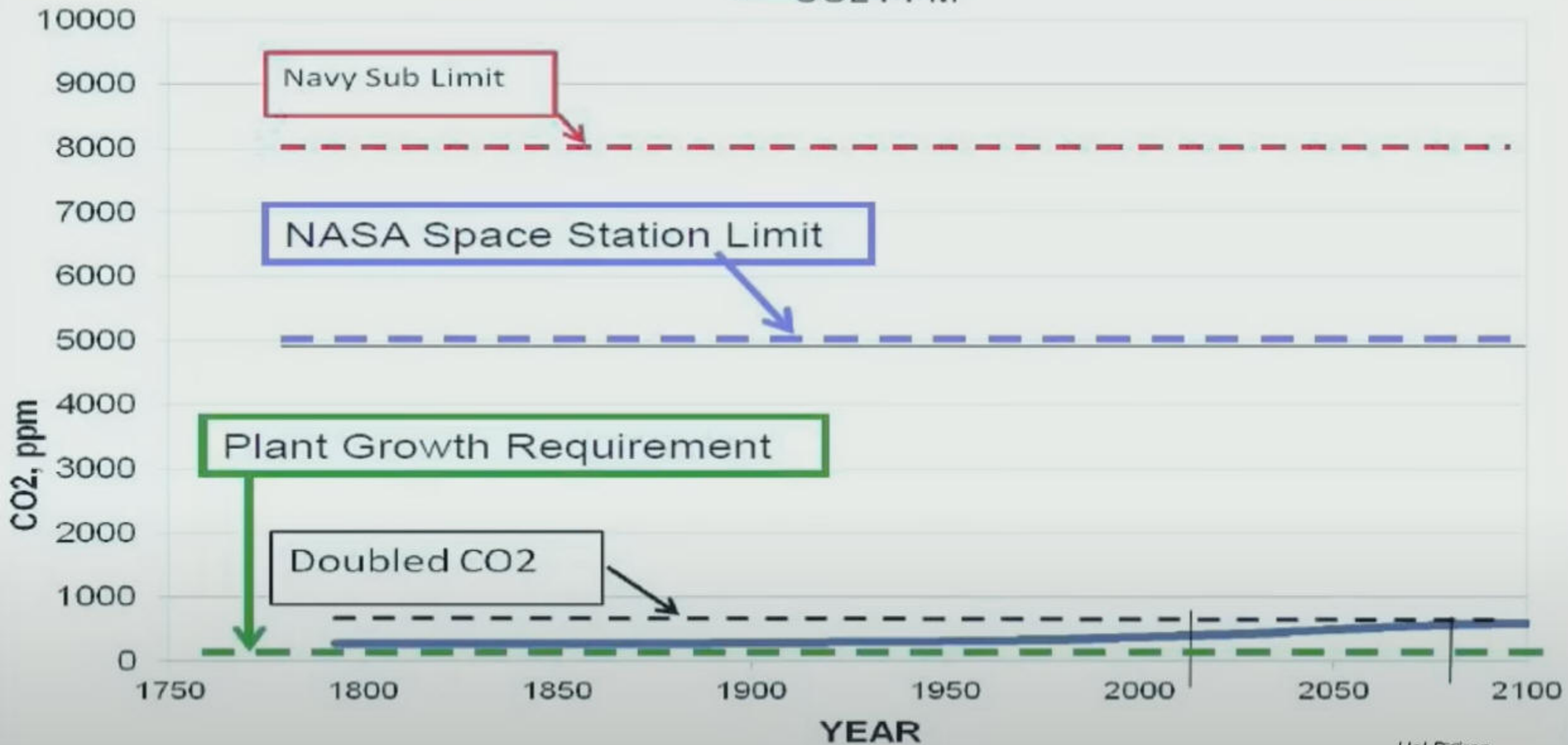
	Mean % Increase	Number of Studies		Mean % Increase	Number of Studies
<u>Grains</u>			<u>Fruits</u>		
<u>Barley</u>	41.5	15	Cantaloupe	4.7	3
<u>Rice</u>	34.3	137	Sweet Cherries	59.8	8
<u>Wheat</u>	33	214	Strawberries	42.8	4
	<hr/> Average: 36.3%		Tomatoes	31.9	35
				<hr/> Average: 32.8%	
<u>Vegetables</u>			<u>Trees</u>		
<u>Green Beans</u>	64.3	17	Black Cottonwood	124	5
<u>Soybeans</u>	47.6	162	Red Maple	44.2	13
<u>White potatoes</u>	29.5	33	Northern Red Oak	53.3	7
<u>Sweet potatoes</u>	33.7	6	Loblolly Pine	61.9	65
<u>Corn</u>	21.3	20		<hr/> Average: 70.8%	
<u>Cassava</u>	73.5	2			
	<hr/> Average: 45.7%				
			Total studies 746		

— = One of eight most consumed food crops in the world.

Average growth increase for the 8 food is 39.3%.

CO2 ATMOSPHERIC CONCENTRATION, PPM

— CO2 PPM



CO2 IS NOT A POLLUTANT!

- **CO2 is in our every breath – Inhale 400 ppm, Exhale 40,000 ppm**
- **US Navy allows 8,000 ppm for 90 days**
- **NASA allows 5,000 ppm for three years**
- **CPR allows 40,000 ppm for up to an hour**
 - **No ill effects.**
- **Plants prosper with increased CO2.**

CONCLUSIONS

- **THERE IS NO CLIMATE CRISIS!**
- **CARBON DIOXIDE IS GOOD!**
- **THE WORLD NEEDS REALIABLE, COST EFFECTIVE ENERGY.**
- **OUR MESSAGE IS NOT BEING EFFECTIVELY DELIVERED.**

Opinion: Who Could Be Motivated To Promote Man-Made Global Warming?

- Progressives – One world society and redistribution of wealth.
- Foreign Countries – Financial aide to reduce CO2.
- Wall Street – \$ Billions In Commissions
- Green Industries - \$ Billions In Profits
- Academia – Funded with grants to prove AGW.
- Environmental Extremists Groups – It's a religion.
- Media – The public “buys” catastrophic stories.

FORWARD PLAN

- **THE ALARMIST HAVE THE MONEY AND LARGE MICROPHONES.**
- **WE HAVE THE TRUTH.**
- **LET'S BEGIN TODAY WITH A SMALL GROUP OF ATTENDEES ESTABLISHING A NATIONAL CAMPAIGN STRATEGY AND PLAN.**

STRATEGIC PLAN

- MISSION
- GOALS
- ACTIONS

MISSION

**The U.S. to be the world leader
and independent in
Hydrocarbon production by
2026.**

GOALS

- **Educate the public**
 - **There is not a Climate Crisis**
 - **Carbon Dioxide is good and not a pollutant**
 - **Cost effective, reliable Hydrocarbons are necessary for humans, animals and plants to flourish**
- **Elect advocates in 2024**
- **Increase hydrocarbon production**

ACTIONS

- **Create and execute a national campaign**
 - **Create the message**
 - **Engage the “messenger” (a nationally recognized, credible spokesperson)**
 - **Secure the necessary financial resources (\$50+ Million)**
- **Support national and state candidates**



**LET'S ROLL
BEFORE IT'S TOO LATE!**